

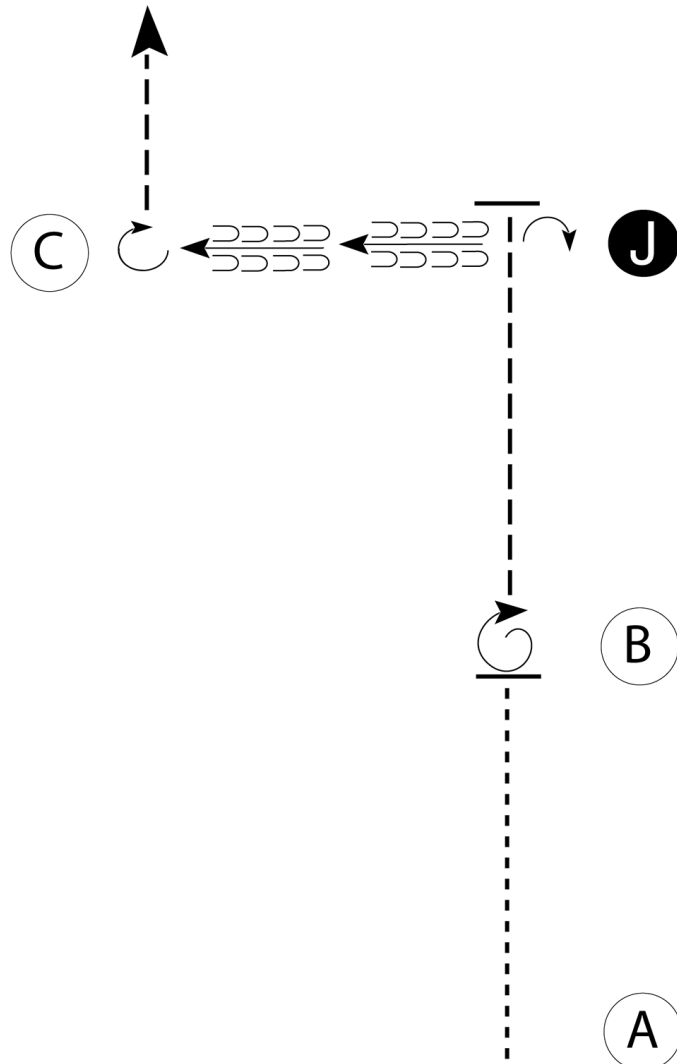
Dannemora Riding Club

Showmanship Class 8 (19 & Over)

Show Date: 06-15-2024

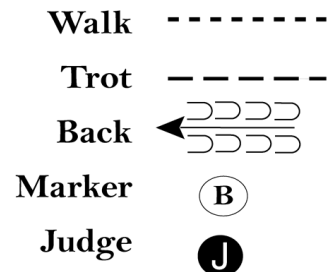
w w w . H o r s e S h o w P a t t e r n s . c o m

w w w . H o r s e S h o w P a t t e r n s . c o m



Be ready at A.

1. Walk A to B.
2. Stop at B and perform a 360 degree turn.
3. Trot until even with Judge.
4. Stop and perform a 90 degree turn; set up for inspection.
5. When dismissed, back to C.
6. Perform a 270 degree turn and trot straight away.



Follow the instructions of your ring steward.

[S/2-4]

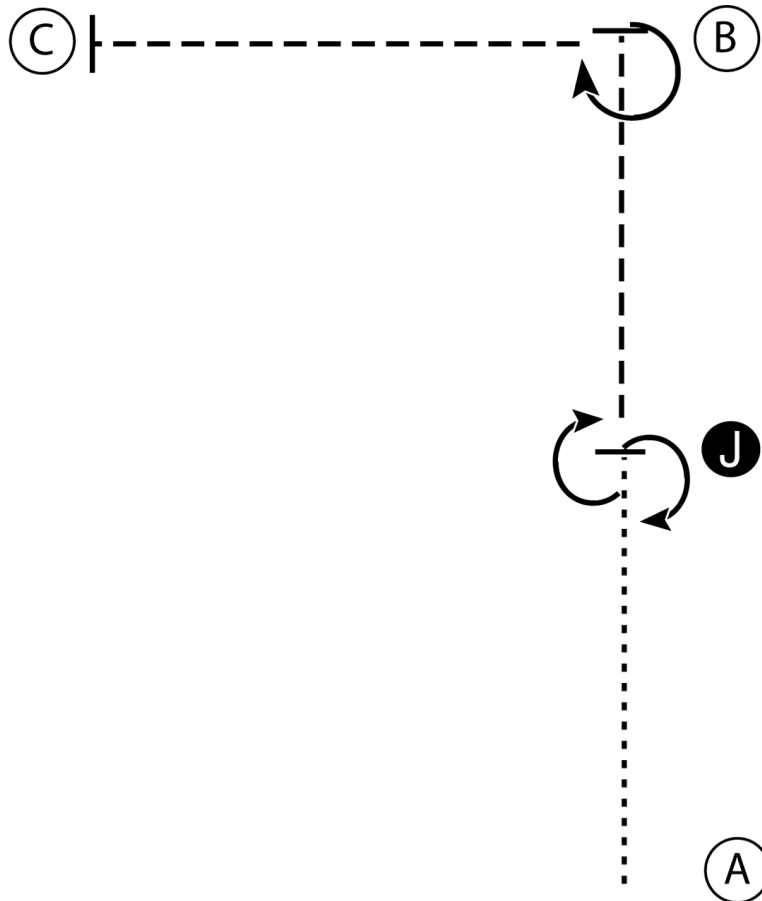
Pattern Provided by:

Dannemora Riding & Driving Club

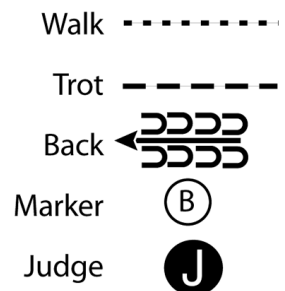
Dannemora Riding Club

Showmanship Class 9 (14 - 18)

Show Date: 06-15-2024



1. Walk from A to the Judge.
2. Perform a 180 degree turn. Stop and set up for inspection.
3. When dismissed perform a 180 degree turn.
4. Trot to B.
5. Stop and perform a 270 degree turn.
6. Trot to C and stop. Wait for instructions from the ring steward.



[S/2-19]

Pattern Provided by:

Dannemora Riding & Driving Club

w w w . H o r s e S h o w P a t t e r n s . c o m

w w w . H o r s e S h o w P a t t e r n s . c o m

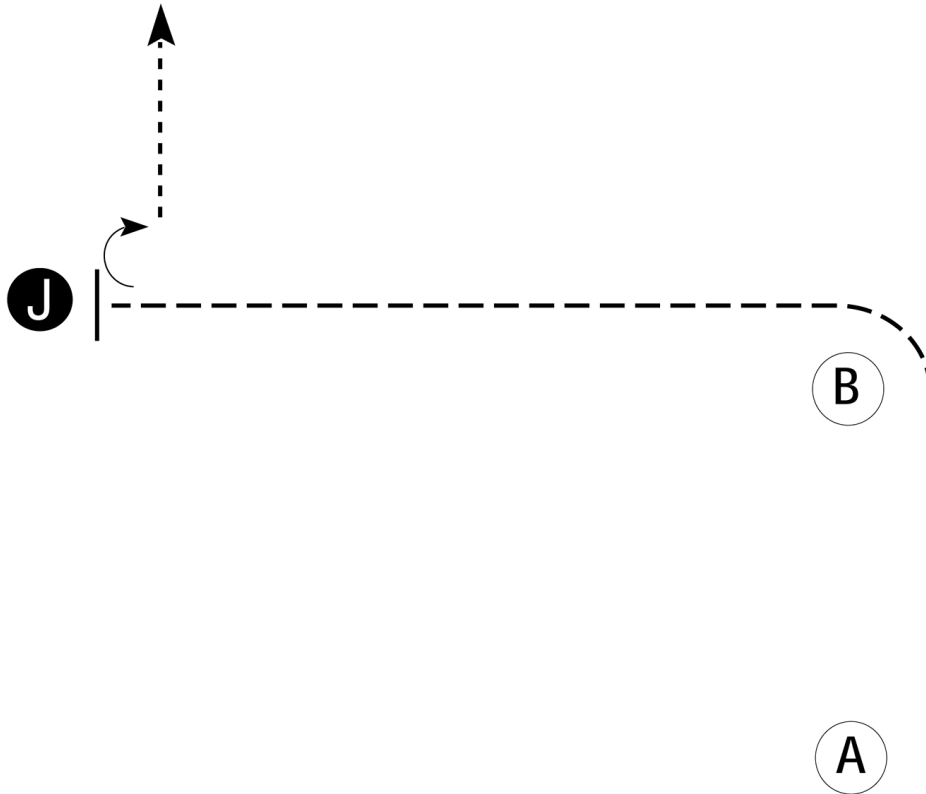
Dannemora Riding Club

Showmanship Class 11 (10 & Under W/T)

Show Date: 06-15-2024

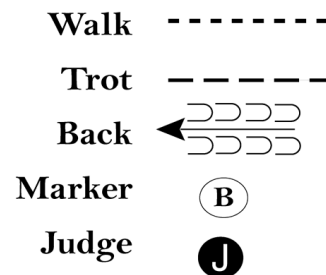
w w w . H o r s e S h o w P a t t e r n s . c o m

w w w . H o r s e S h o w P a t t e r n s . c o m



Be ready at A.

1. Walk from A to B.
2. At B, trot to judge.
3. Stop and set up for inspection.
4. When dismissed, turn 90 degrees and walk away from judge.
5. Follow the instructions of your ring steward.



[S/WT-11]

Pattern Provided by:

Dannemora Riding & Driving Club

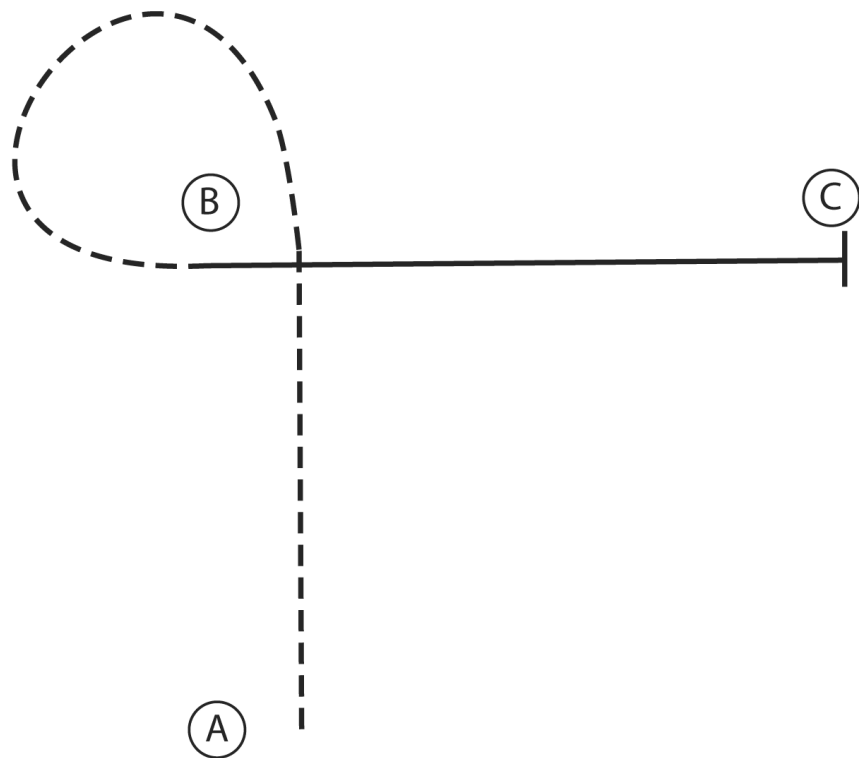
Dannemora Riding Club

Equitation Class 25 & Class 29 (Pony and 13 & Under)

Show Date: 06-15-2024

w w w . H o r s e S h o w P a t t e r n s . c o m

w w w . H o r s e S h o w P a t t e r n s . c o m



1. Sitting trot A to B
2. Posting trot around B
3. At B canter on the right lead to C
4. Stop at C

Walk
Trot	-----
Extended Trot	-----
Canter	—————
Leg Yield	
Lead Change	↘
Back	←←←←←
Marker	⊙ B
Sidepass	←-----→

[HSE/1-7]

Pattern Provided by:

Dannemora Riding & Driving Club

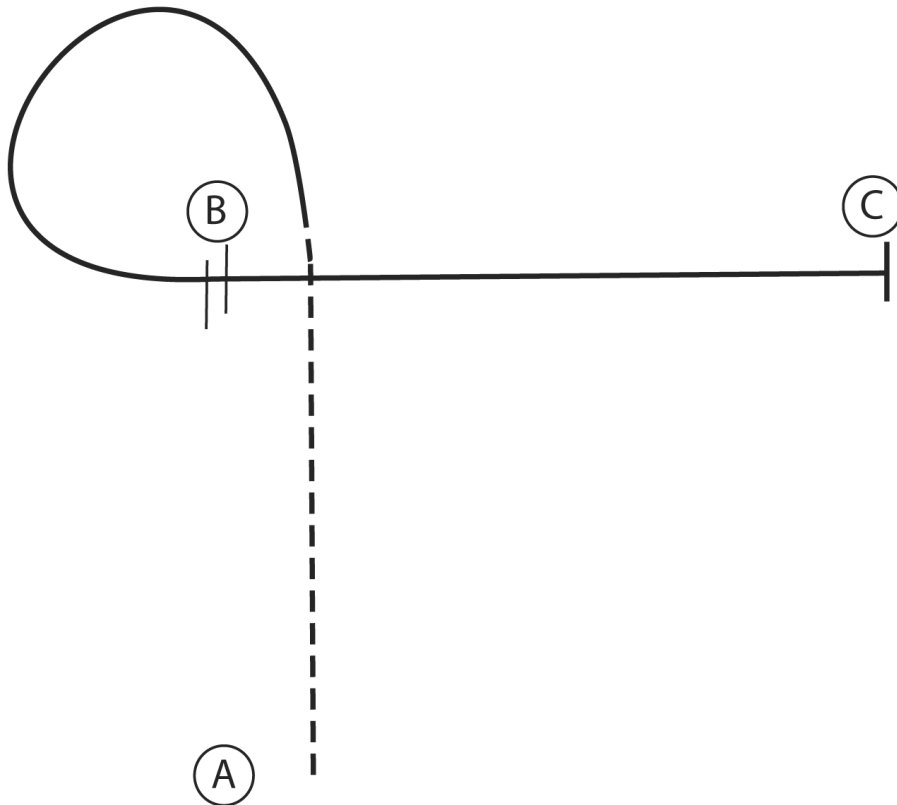
Dannemora Riding Club

Equitation Class 27 & Class 28 (19 & Over and 14 - 18)

Show Date: 06-15-2024

w w w . H o r s e S h o w P a t t e r n s . c o m

w w w . H o r s e S h o w P a t t e r n s . c o m



1. Posting trot A to B on the right diagonal
2. At B canter on the left lead around B
3. Perform a lead change at B and continue to C
4. Stop at C

Walk
Trot	- - - - -
Extended Trot	- - - - -
Canter	—————
Leg Yield	
Lead Change	↙ ↘
Back	←←←←←
Marker	(B)
Sidepass	← - - - - ←

[HSE/1-8]

Pattern Provided by:

Dannemora Riding & Driving Club

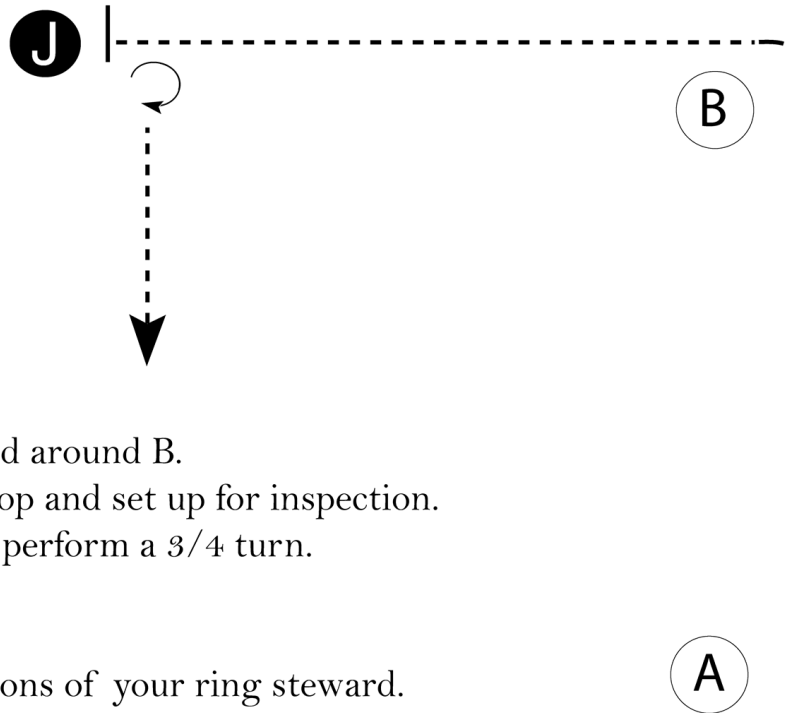
Dannemora Riding Club

Showmanship Class 10 (13 & Under)

Show Date: 06-15-2024

w w w . H o r s e S h o w P a t t e r n s . c o m

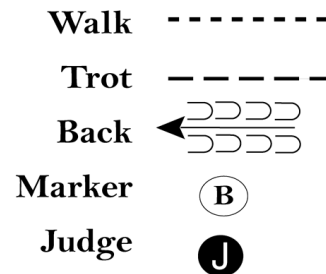
w w w . H o r s e S h o w P a t t e r n s . c o m



Be ready at A.

1. Trot from A to and around B.
2. Walk to Judge, stop and set up for inspection.
3. When dismissed, perform a 3/4 turn.
4. Exit at a walk.

Follow the instructions of your ring steward.



[S/1-38]

Pattern Provided by:

Dannemora Riding & Driving Club

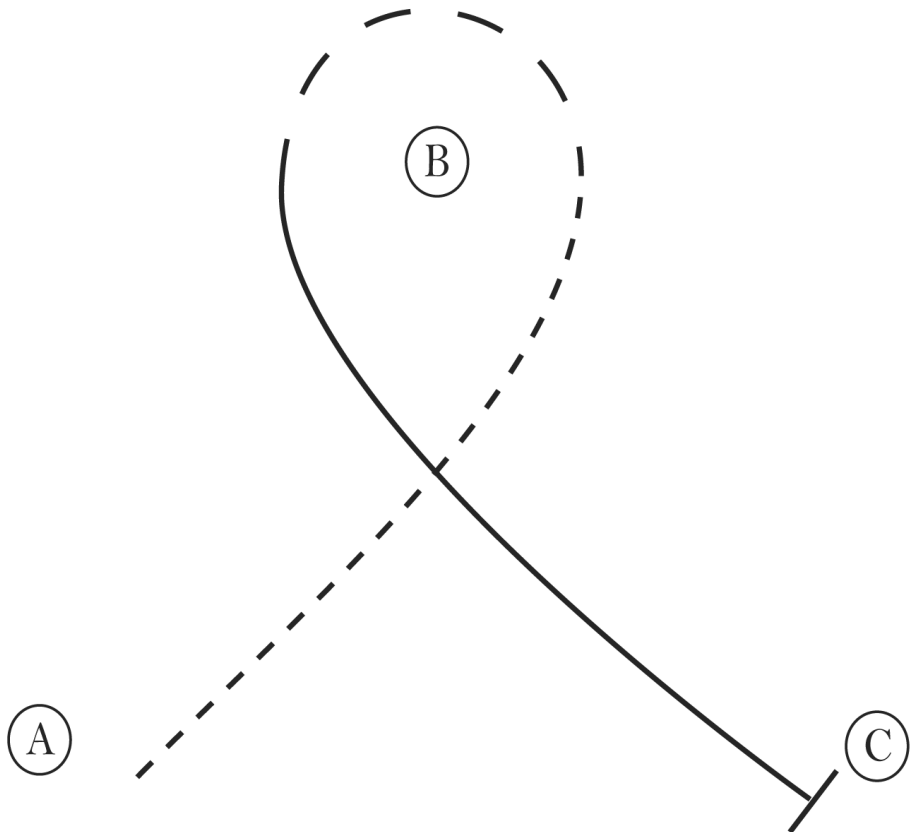
Dannemora Riding Club

Green Equitation Class 26 (English riders will trot instead of jog)

Show Date: 06-15-2024

w w w . H o r s e S h o w P a t t e r n s . c o m

w w w . H o r s e S h o w P a t t e r n s . c o m



1. Jog A to B
2. At B extend the jog
3. Extended jog around B
4. At B lope on the right lead to C
5. Stop at C

Walk
Jog	-----
Extended Jog	-----
Lope	—————
Leg Yield	
Lead Change	↘
Back	←←←←←
Marker	(B)
Sidepass	←←←←←

[WH/1-3]

Pattern Provided by:

Dannemora Riding & Driving Club

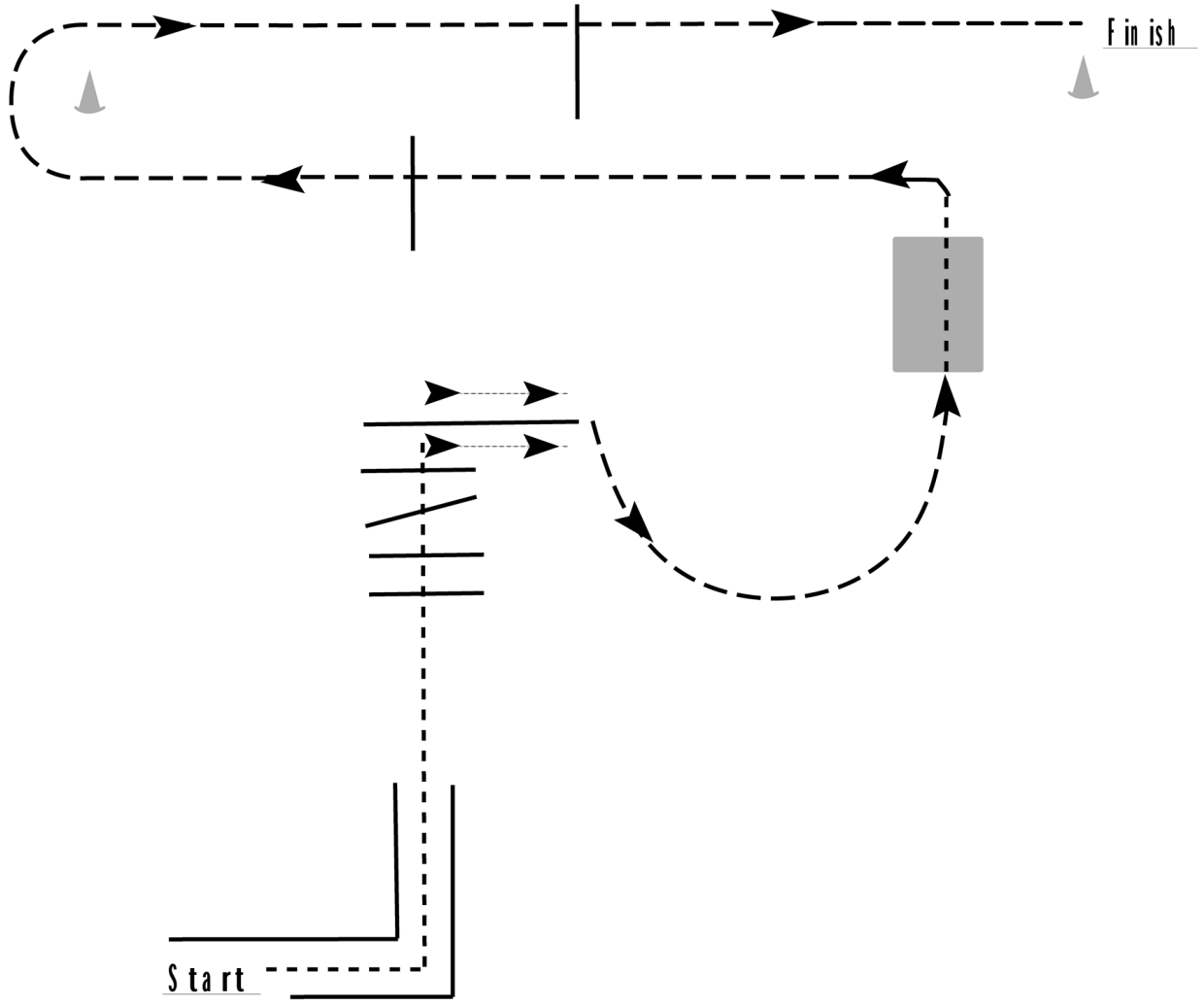
Dannemora Riding Club

Trail Class 30, 31, & 33 (Walk/Trot and Green)

Show Date: 06-15-2024

w w w . H o r s e S h o w P a t t e r n s . c o m

w w w . H o r s e S h o w P a t t e r n s . c o m



1. Walk thru L
2. Walk over logs.
3. Sidepass final log to the right.
4. Jog to bridge.
5. Walk over bridge.
6. Jog over pole, around cone, and over pole to finish.

Walk	-----
Jog	-----
Extended Jog	-----
Lope	-----
Leg Yield	
Lead Change	///
Back	←←←
Marker	(B)
Sidepass	←-----→

[T/WT-26]

Pattern Provided by:

Dannemora Riding & Driving Club

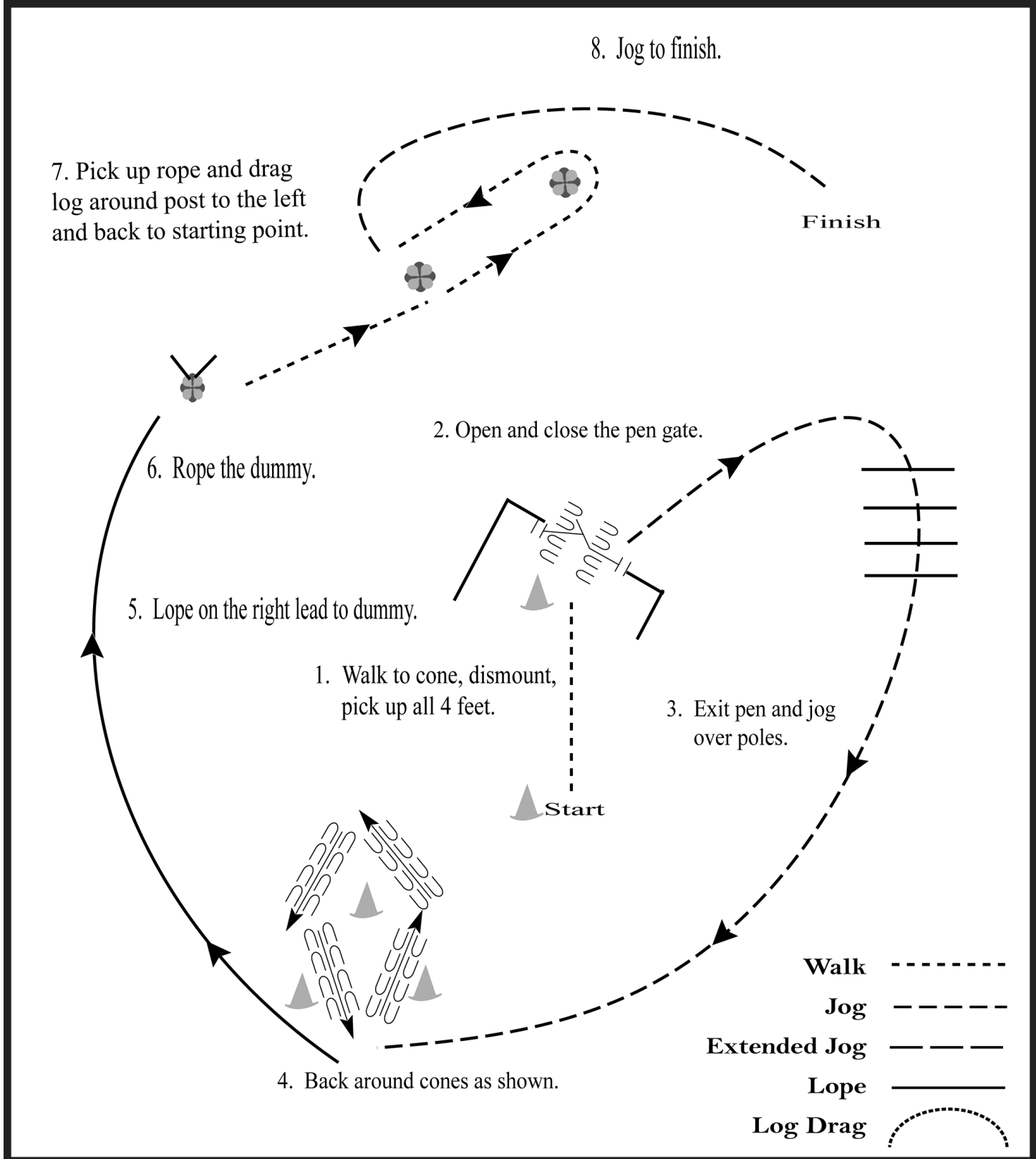
Dannemora Riding Club

Ranch Trail Class 36 & 37 (All ages)

Show Date: 06-15-2024

www.HorseShowPatterns.com

www.HorseShowPatterns.com



[RT/2]

Pattern Provided by:

Dannemora Riding & Driving Club

Dannemora Riding Club

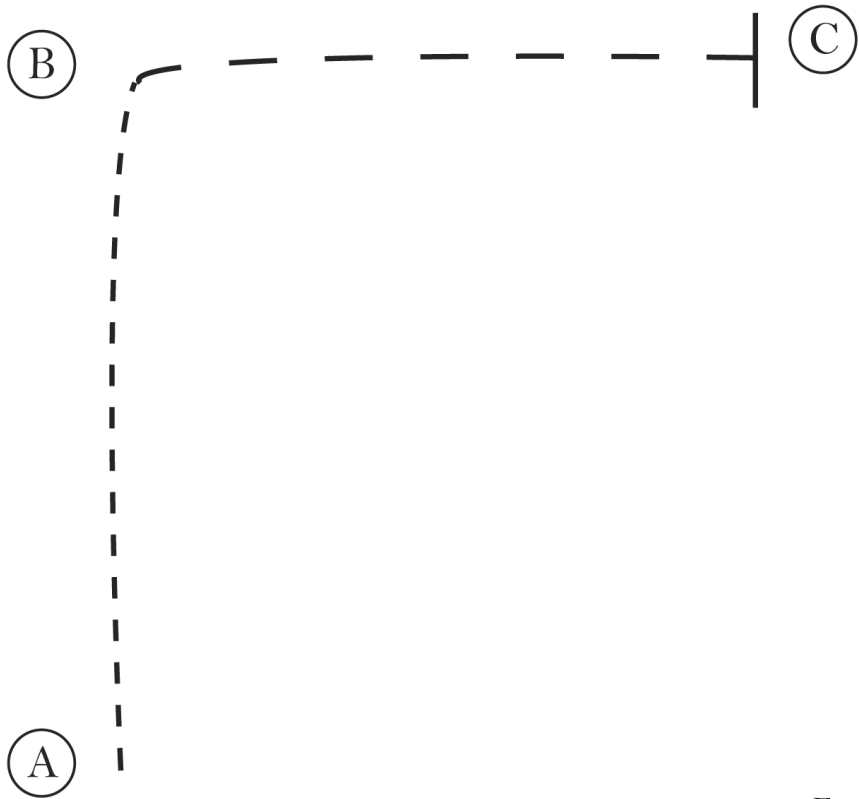
Leadline Equitation (All riders will WALK the whole pattern)

Show Date: 06-16-2024

w w w . H o r s e S h o w P a t t e r n s . c o m

w w w . H o r s e S h o w P a t t e r n s . c o m

1. Jog A to B
2. At B extend the jog to C
3. Stop at C



- Walk (dotted line)
- Jog - - - - - (dashed line)
- Extended Jog - - - - - (long dashed line)
- Lope _____ (solid line)
- Leg Yield ||||| (vertical bars)
- Lead Change / (diagonal line)
- Back ←←←←← (curved arrows pointing left)
- Marker (B) (circle with B)
- Sidepass ←←←←← (dashed arrows pointing left)

[WH/WT-1]

Pattern Provided by:

Dannemora Riding & Driving Club

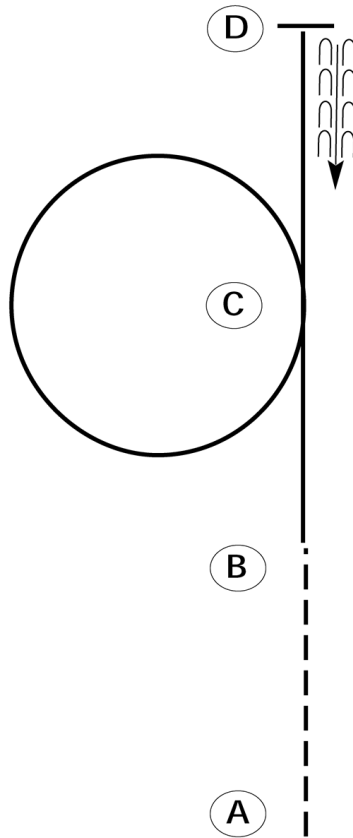
Dannemora Riding Club

Horsemanship Class 66 & 69 (Pony and 13 & Under)

Show Date: 06-16-2024

w w w . H o r s e S h o w P a t t e r n s . c o m

w w w . H o r s e S h o w P a t t e r n s . c o m



Be ready at A.

1. Jog from A to B.
2. Lope on the left lead to C and circle to the left.
3. Continue to lope to D.
4. Stop at D and back one horse length.

Retire to the rail or line up at a jog.

Walk	-----
Jog	- - - - -
Extended Jog	- - - - -
Lope	—————
Leg Yield	
Lead Change	— / —
Back	← ← ← — — —
Marker	⊙ B
Sidepass	← — — — — →

[WH/1-24]

Pattern Provided by:

Dannemora Riding & Driving Club

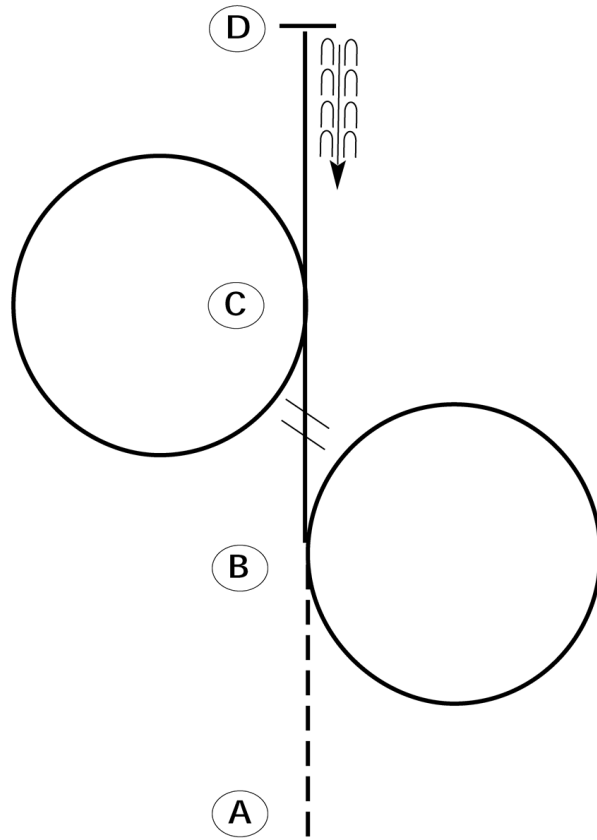
Dannemora Riding Club

Horsemanship Class 67 & 68 (19 & Over and 14 - 18)

Show Date: 06-16-2024

w w w . H o r s e S h o w P a t t e r n s . c o m

w w w . H o r s e S h o w P a t t e r n s . c o m



Be ready at A.

1. Jog from A to B.
2. Lope a circle to the right at B.
3. Change leads 1/2 way between B and C.
4. Lope a circle to the left at C.
5. Continue to lope to D.
6. Stop and D and back one horse length.

Retire to the rail or line up at a jog.

Walk	-----
Jog	- - - - -
Extended Jog	- - - - -
Lope	—————
Leg Yield	
Lead Change	— / —
Back	← ← ← ← ←
Marker	⊙ B
Sidepass	← ——— →

[WH/3-24]

Pattern Provided by:

Dannemora Riding & Driving Club

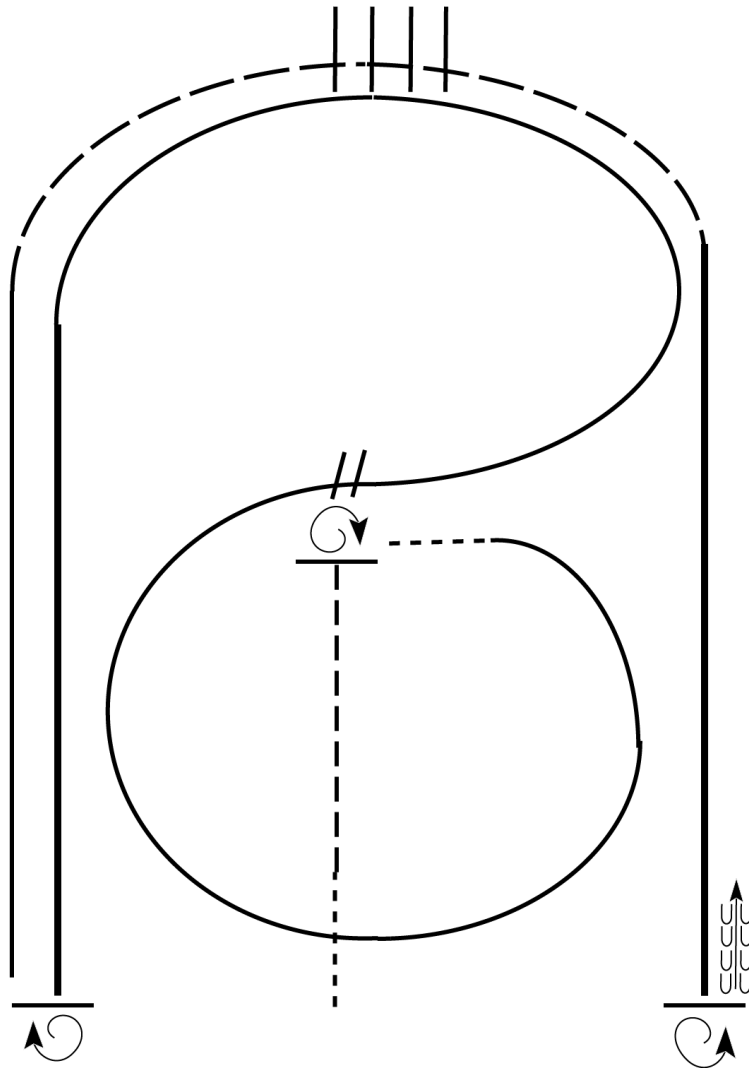
Dannemora Riding Club

Ranch Pattern Class 73 & 74 (All Ages)

Show Date: 06-16-2024

www.HorseShowPatterns.com

www.HorseShowPatterns.com



1. Walk
2. Jog
3. Stop, do a 1 1/4 turn to the right
4. Walk. Then, lope small circle on the right lead
5. Change leads, (simple or flying) lope left lead around end of the arena
6. Extend the lope on the left lead
7. Stop, do a 2 1/2 turns right
8. Lope straight on the right lead
9. Extend the jog around end of the arena across poles/logs
10. Extend the lope on right lead
11. Stop, do 2 turns left
12. Back

Walk	-----
Jog	- - - - -
Extended Jog	— — — —
Lope	—————
Lead Change	⧘
Back	←←←←←
Marker	(B)

[RR/6]

Pattern Provided by:

Dannemora Riding & Driving Club